

Transit Planning Committee

Howard Mosby, Vice Chair


April 4, 2024

Regional Transit Planning Committee Meeting

Thursday, April 4, 2024

Proposed Agenda

- I. Call to Order – Howard Mosby, Vice Chair
- II. Approval of the Meeting Minutes for February 1, 2024
- III. Approval of the Agenda for April 4, 2024
- IV. Redefine the Ride Update – Cain Williamson
- V. 2020 ARTP Amendment #3 – Abby Marinelli
- VI. Adjournment



Redefine the Ride Update

Cain Williamson

Agenda

- ▶ Xpress System Overview
- ▶ Impact of Return to Jobs Trends
- ▶ Redefining the Ride
 - System Efficiency Strategies
 - New Market Identification
- ▶ Stakeholder Engagement
- ▶ Next Steps





System Overview

Xpress Overview

▶ Who do we serve?

- Residents in 13 metro Atlanta counties with extended reach to 40+ counties
- Downtown, Midtown, and Perimeter Center office markets

▶ What modes of service do we provide?

Commuter bus* and vanpool

▶ When do we operate?

- Weekdays
 - Inbound Service: 5AM - 9:30AM
 - Outbound Service: 3PM - 8PM

▶ How do we operate?

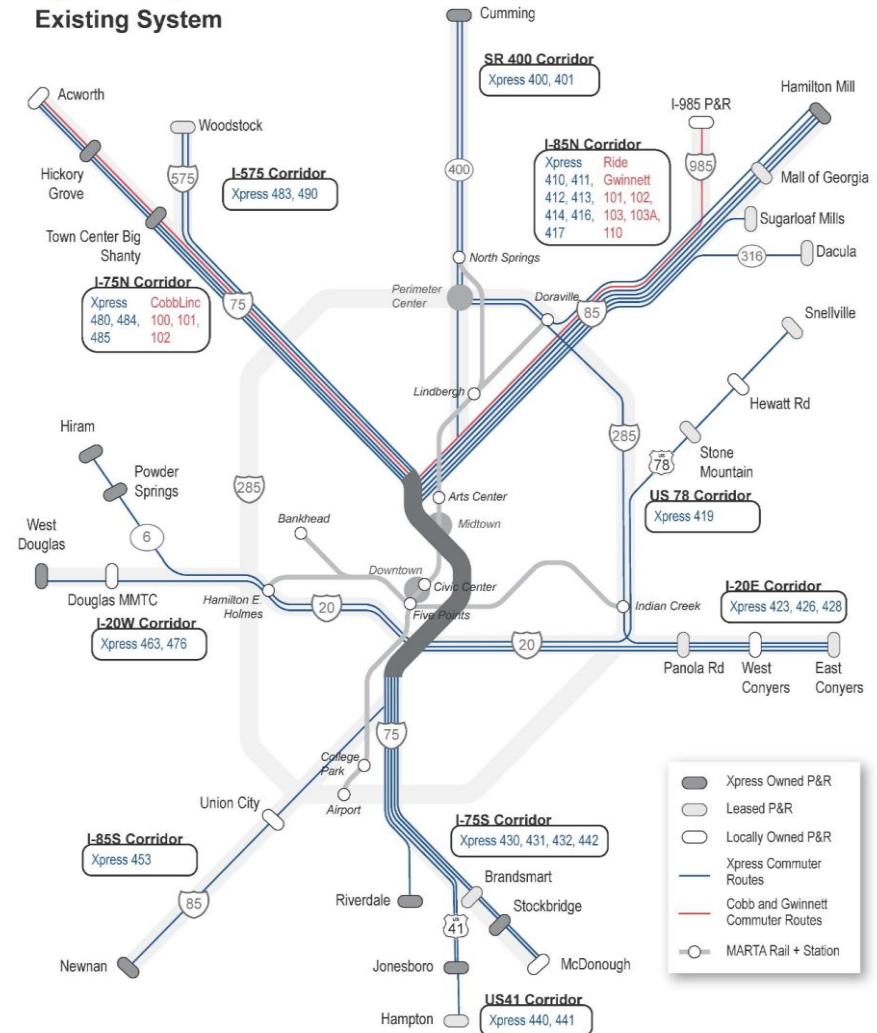
- Mostly interstates & highways in managed lanes where available
- Service operated by third-party contractor, managed by ATL staff

▶ How are we funded in FY 24?

- 38% State appropriations, 55% federal grants, 7% fares and other revenue



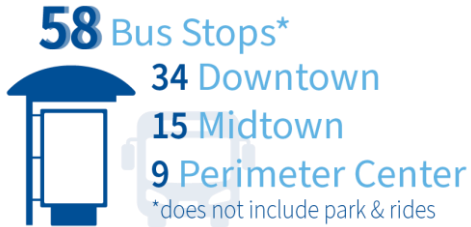
Existing System



*Minimum of 5 miles "closed door" driving to meet FTA's commuter bus definition and avoid paratransit delivery



Xpress by the Numbers





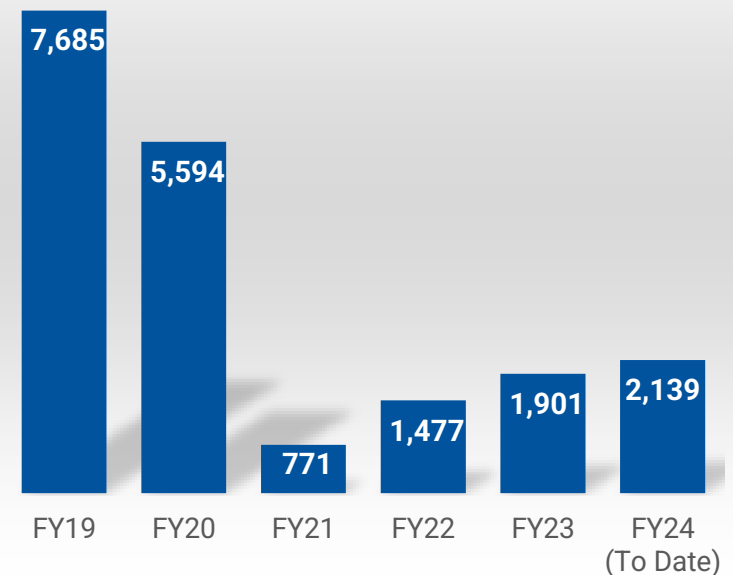
Impact of Return to Jobs Trends

Post-Pandemic Ridership Still Lagging

Commuter bus providers across the country are facing similar challenges with a 74% decline in total ridership between 2019 and 2021

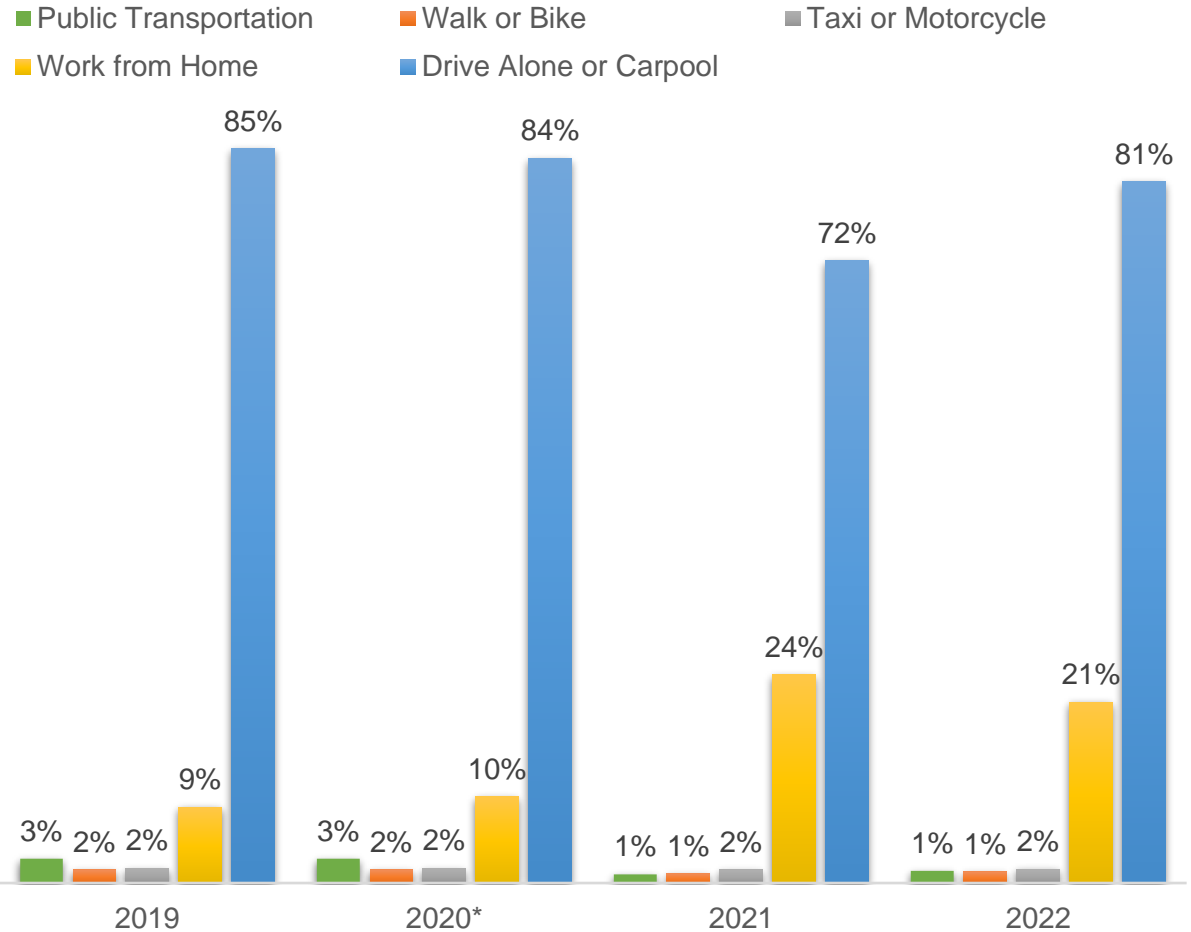
- ▶ Xpress ridership plummeted by **90% between 2019 and 2021**
- ▶ Resurgence of **147% from 2021 to 2023** as some office workers returned to in-person work
- ▶ Despite steady recovery, Xpress is currently at **30% of pre-pandemic ridership**

Avg. Xpress Daily Boardings by Fiscal Year



Pandemic Related Travel Trends

MEANS OF TRANSPORTATION TO WORK Census Estimates for Atlanta Metropolitan Area



From 2019 to 2022, the percent of work trips in Metro Atlanta that were defined as "Work From Home" rose from 9% to 21%.

**U.S. Census American Community Survey does not provide one-year estimates for 2020 so five-year estimates were used for this year.*



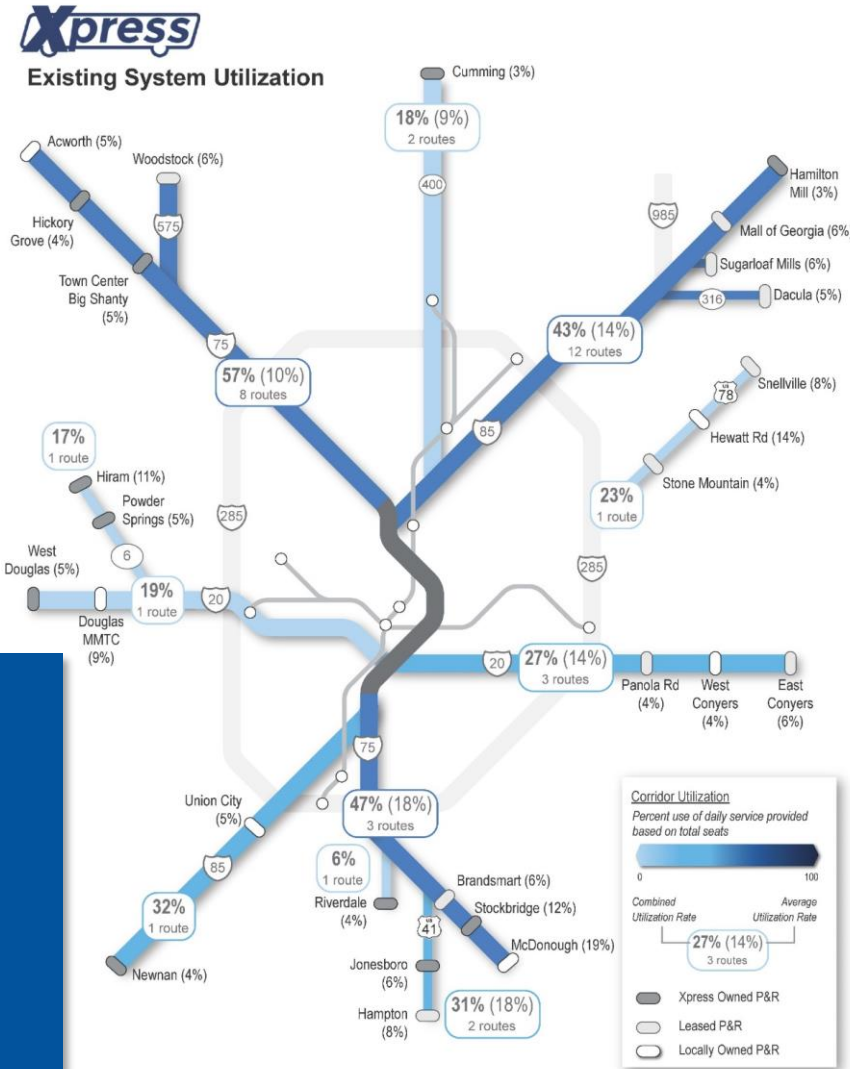
Existing Xpress Routes are Underutilized

Existing Service is Underutilized

- ▶ There is a mismatch between the amount of service provided by Xpress in comparison to ridership today
- ▶ **Average utilization of Xpress routes is at 15%** based on March 2023 average daily boardings per seats available
- ▶ **Average utilization of Xpress Park & Rides is at 6%** based on field counts conducted in Jan – May 2023

FY 25 Appropriations Act of the General Assembly requires a \$4M cut in the ATL Budget and provides this additional direction:

“The Atlanta-region Transit Link (ATL) Authority shall develop an operational plan to downsize Xpress commuter service commensurate with multi-county transit demand, and begin enacting new service levels in FY25.”



Sample of Corridors with Underutilized Xpress Service

Corridor P&R Lots	Route	Daily Trips	Total Daily Seats	Riders per Day	Utilization
GA 400 Cumming	400	4	216	27	12%
	401	4	216	12	5%
	Total	8	432	39	9%
I-20 East East Conyers, West Conyers,	423	12	648	98	15%
	426	19	1,026	187	18%
	428	4	216	21	10%
	Total	35	1,890	306	16%
I-75 South McDonough, BrandsMart, Stockbridge	430	11	594	125	21%
	431	8	432	71	17%
	432	10	540	81	15%
	Total	29	1,566	278	18%



Key Considerations for Implementation

- ▶ Partner and Public Engagement
 - Upcoming **transit referenda in Cobb and Gwinnett**
 - **Coordination with regional operators** (e.g., new connections to MARTA rail stations)
 - **Public expectations and support** for service changes and new service
 - **Title VI Analysis** of potential changes
- ▶ Federal and Contractual Requirements
 - Implications to **Xpress funding model**, including receipt of federal formula funds, obligations associated with assets, and state appropriation operating assistance
 - Potential updates to the **current service operations contract**
- ▶ Ongoing Research and Analysis
 - Continuation of changes in **commuting patterns and return to work trends**



Next Steps

▶ June Meeting

- Draft recommendations
- Proposed implementation approach

▶ June & July


- Public engagement to vet draft recommendations
- Title VI analysis

▶ August Meeting

- Request approval of final recommendations
- Present anticipated implementation approach

▶ Post-August Meeting

- Initiate implementation of recommendations



2020 ARTL Amendment #3

Abby Marinelli

April 4, 2024

2020 ARTP Amendment #3 Purpose

- ▶ Cobb County Mobility SPLOST Proposed Program of Projects- December 15th 2023
- ▶ Douglas County Transit Master Plan- December 19th, 2023



Amendment #3 Schedule

- ▶ **February 1, 2024:** Amendment Overview
- ▶ **February 1st – 29th:** ATL staff coordinate with project sponsors and finalize project details
- ▶ **March 1st – 31st:** Public Comment Period
- ▶ **March 14th:** Public Hearings
- ▶ **April 4, 2024:** Amendment #3 – **Action Item**

Amendment #3 Schedule ... Cont.



ACTION ITEM

»»» 04.04.24

- ▶ **February 1, 2024:** Amendment Overview
- ▶ **February 1st – 29th:** ATL staff coordinate with project sponsors and finalize project details
- ▶ **March 1st – 31st:** Public Comment
- ▶ **April 4, 2024:** Amendment #3 – **Action Item**
- ▶ **April 5, 2024 (Tentative):** Cobb Meeting with Cities
- ▶ **May, 2024:** ATL Receives Cobb Referendum List
- ▶ **June 6, 2024:** ATL Board Vote on Cobb Referendum List

Fast Forward Amendment 3- Public Comment

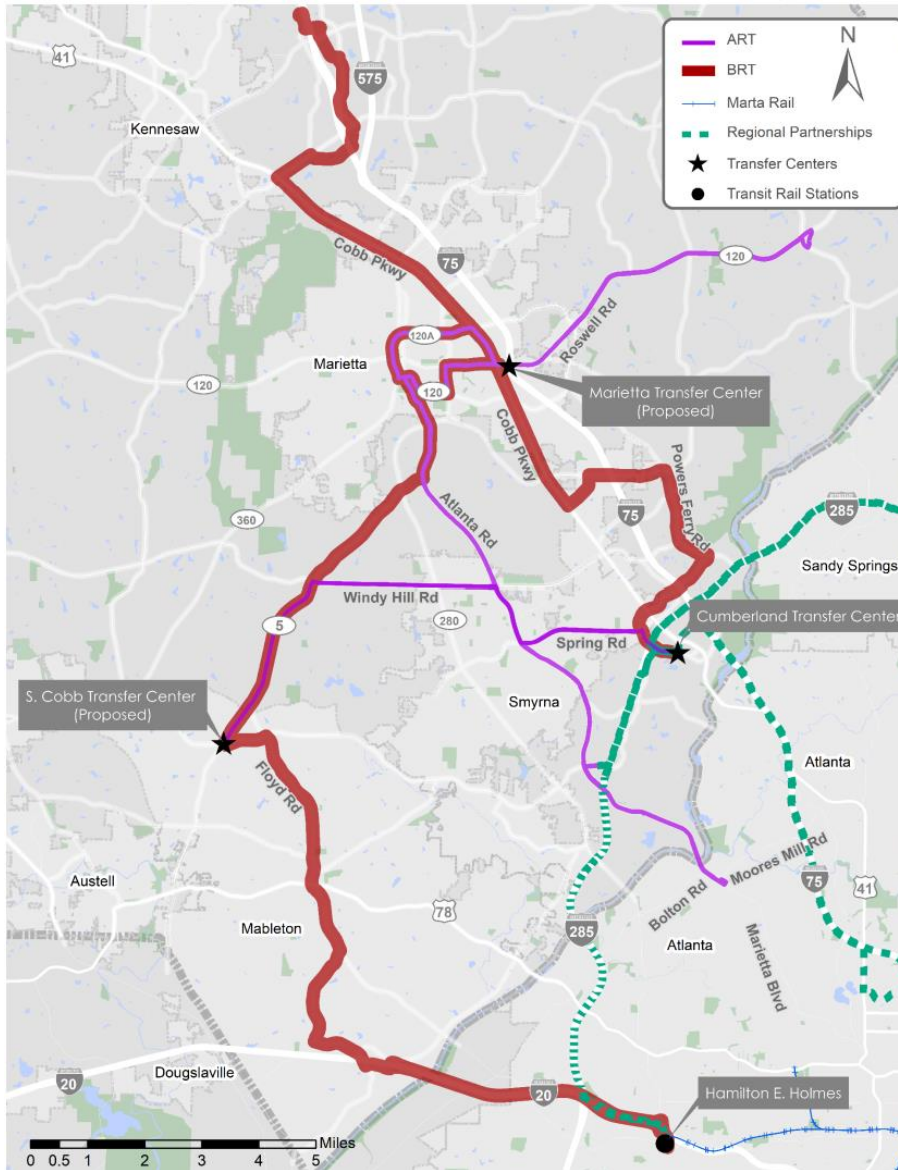
▶ March 1, 2024 – April 1, 2024

▶ Two public meetings:

- Thursday, March 14th
 - 12:00PM until 2:00PM
 - 5:00PM until 7:00PM

▶ No comments received

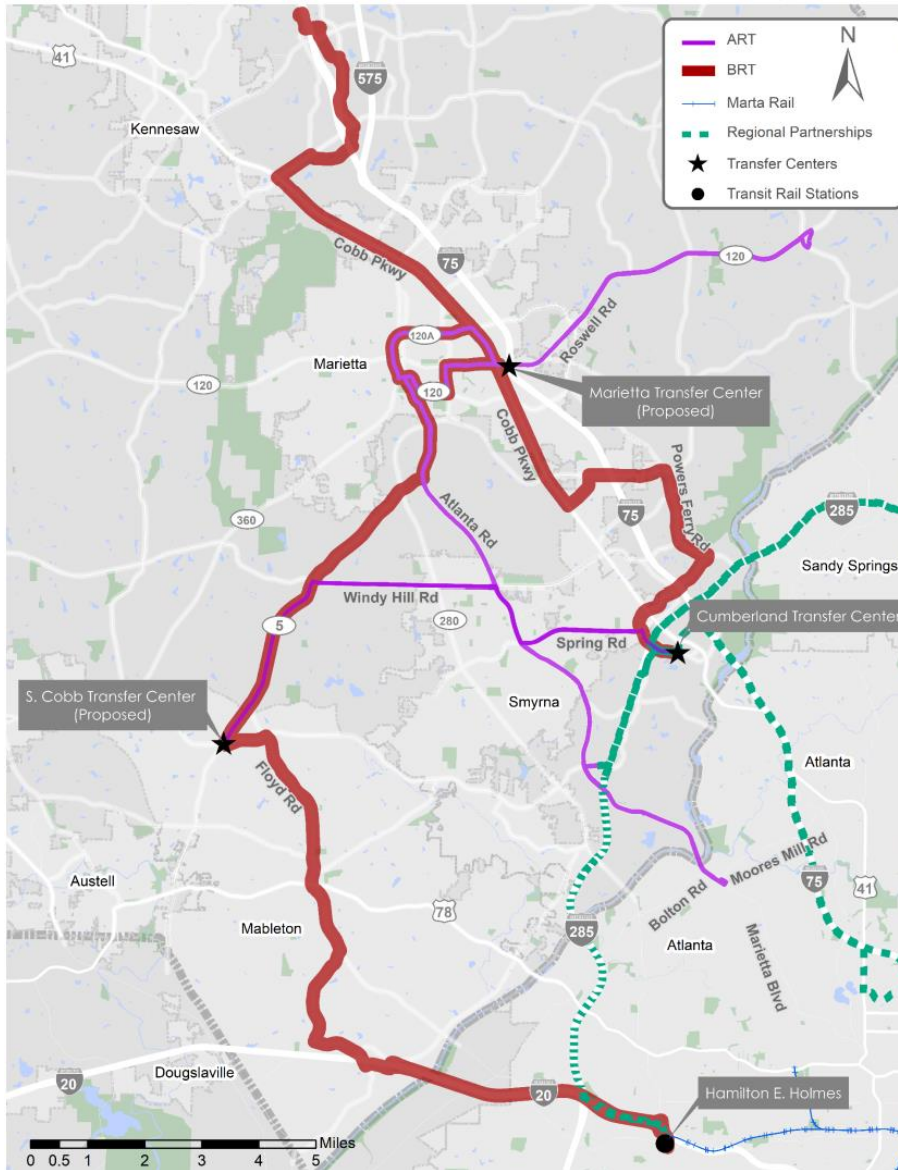
Cobb County Projects Overview



AS IS

58 Cobb projects currently in ATL's adopted 2020 ARTP sourced from Cobb's CobbForward Comprehensive Transportation Plan.

Cobb County Projects Overview



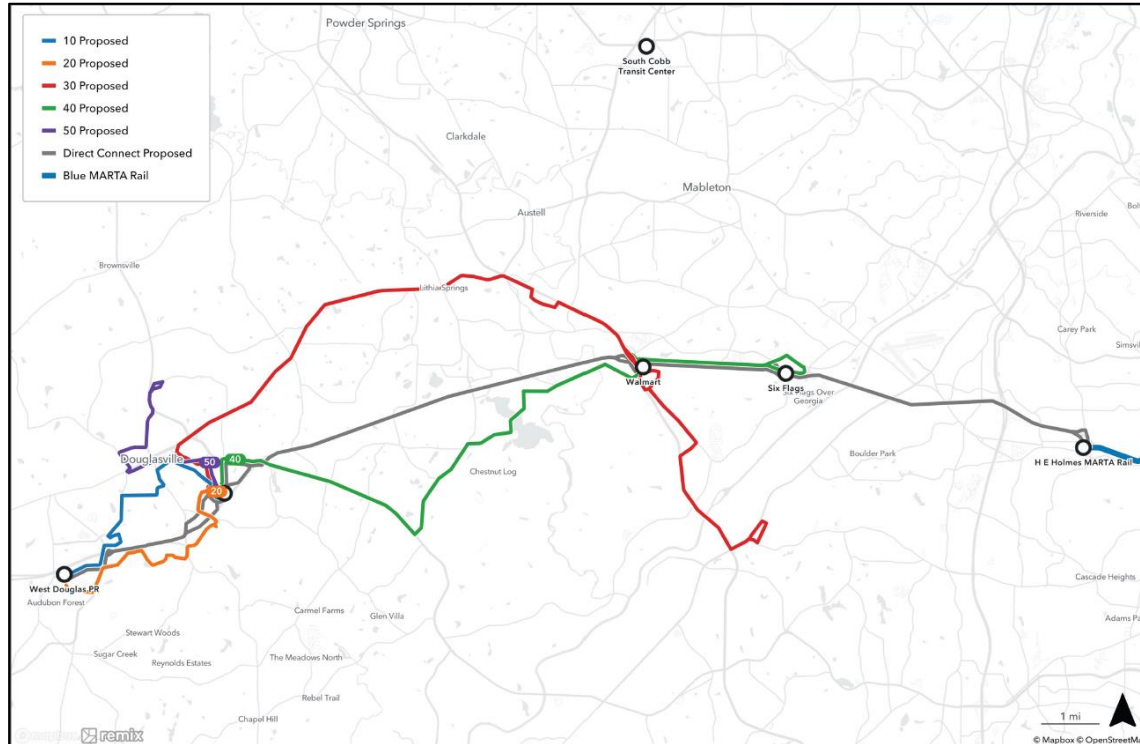
AS IS

58 Cobb projects currently in ATL's adopted 2020 ARTP sourced from Cobb's CobbForward Comprehensive Transportation Plan.

TO BE

- **1 new capital project** (S. Cobb Transit Center, circled in blue)
- **8 new bus routes** (local and commuter)
- **Formalize 2 programs:**
 - Transit Supportive Operational Improvements Program
 - State of Good Repair and Operating Reserves Program

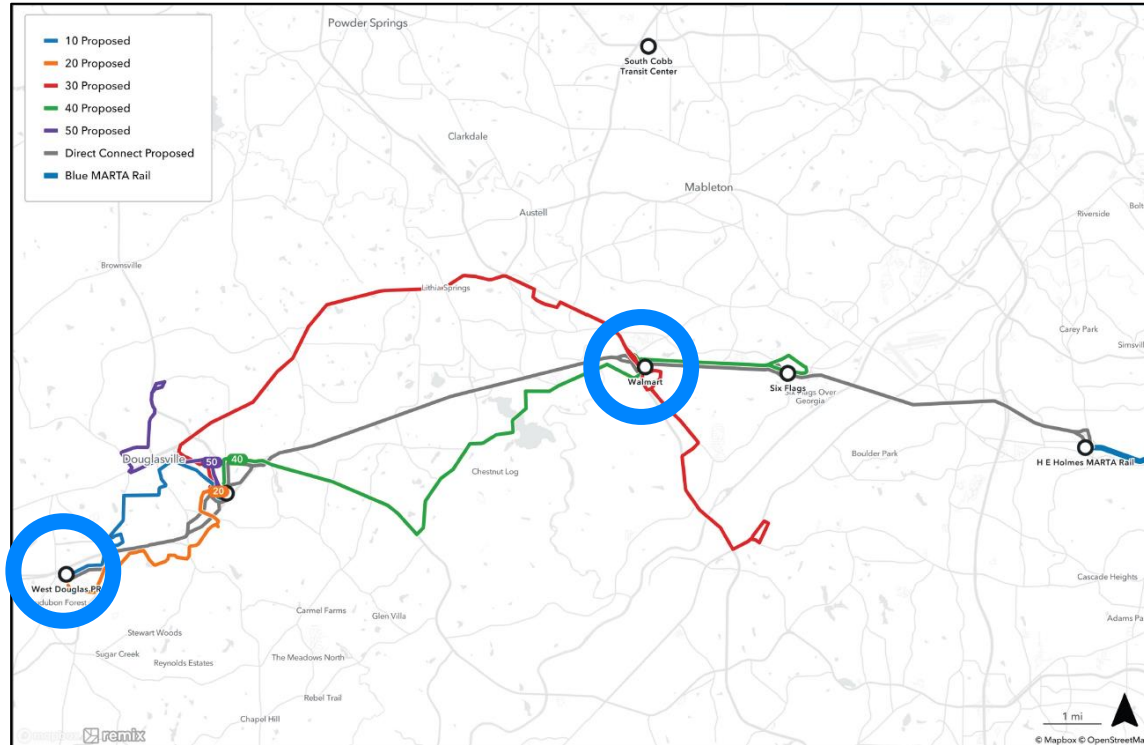
Douglas County Projects Overview



AS IS

16 Douglas projects currently
in ATL's adopted 2020 ARTP.

Douglas County Projects Overview



AS IS

16 Douglas projects currently in ATL's adopted 2020 ARTP.

TO BE

11 new projects including microtransit and mobility hubs.

31 project updates including new fare collection systems, shelters and signage, and fixed route service expansion.



ADJOURN

**The ATL Board Meeting
Will Begin Momentarily**