

ATL Board Meeting

Thursday, August 7, 2025

Proposed Agenda

- I. Call to Order - Howard Mosby, Board Vice Chair
- II. Approval of the Meeting Minutes for April 3, 2025
- III. Approval of the Agenda for June 5, 2025
- IV. Public Comment
- V. Executive Director's Report
- VI. Committee Reports
 1. Technology Committee
 2. Administrative Committee
 - Powder Springs Park-and-Ride Lot Real Estate Transfer - **Action Item**
 3. Planning Committee
 - FY27 Bond List - **Action Item**
- I. Redefine the Ride Implementation Update
- II. The Transit Report
- III. New Business
- IV. Adjournment





Public Comment



Executive Director's Report

Agenda

- Federal Updates
- ATL Function of Planning (FOP) Report
- SR 400 Commercial Close



Federal Updates

Federal Updates: USDOT

- Secretary Duffy recently announced \$488 million in Better Utilizing Investments to Leverage Development (BUILD) Grants
 - About 10% of grants were awarded to transit upgrades to deliver safe, reliable, and accessible transit networks for commuters
- Nomination hearings have been held for
 - Seval Oz, Assistant Secretary of Transportation for Research and Technology (July 23)
 - Michael Rutherford, Assistant Secretary of Transportation for Multimodal Freight (July 23)
 - Derek Barrs, Administrator of the Federal Motor Carrier Safety Administration (July 16)
 - Jonathan Morrison, Administrator of the National Highway Traffic Safety Association (July 16)
- Bryan Bedford was confirmed as the Administrator of the FAA (July 9)



Federal Updates: USDOT cont.

In July, Secretary Duffy appointed 12 members to the newly created USDOT Advisory Board which is intended to:

- ✓ develop strategic recommendations for infrastructure modernization and expansion
- ✓ identify key investment opportunities in transportation technology and innovation
- ✓ providing insights into regulatory and policy improvements to enhance efficiency and reduce bureaucratic obstacles
- ✓ advise on public-private partnerships to maximize funding and impact

Members include:

- Gregg Reuben – Centerpark
- Peter Bartek – FTS Rail
- Michael Capasso – C.A.C. Industries
- Stephen M. Dickson,
Former FAA Administrator
- Todd Ehmann – United Airlines
- David Horner – Hunton Andrews Kurth LLP
- Steven Lefton – Kimley Horn
- Brigham McCown – Alliance for Innovation and Infrastructure
- Trent Morse – Executive Office of the President
- Francis Sacr – Lorne Infrastructure
- Mark Tedesco – Academy Bus
- Robert Valentine – Macquarie Group



Federal Updates: FTA

- Marcus Molinaro, Administrator of the Federal Transit Administration
- Confirmed by the Senate on August 2, 2025
- Former U.S. Representative for New York's 19th Congressional District from 2023 to 2025



Federal Updates: Appropriations

The Senate held a markup for the FY26 Transportation, Housing & Urban Development Appropriations bill

Transit highlights include:

- **\$21.1 billion in funding for public transit**

An increase of \$203.3 million from the FY25 enacted level
(\$1.94B more in funding than legislation passed by the House)

- **\$3.55 billion for Capital Investment (CIG) Grants**

(\$1.9B more than the House)

- **\$16.2 billion for passenger and freight rail**

An increase of \$36M over FY25 levels
(increase of \$2.6M from the House)





Function of Planning (FOP) Report

Function of Planning (FOP) Report: Statutory Requirement

FY 2026 State Budget approved language specific to ATL's annual appropriation:

*“Evaluate the **function of planning**,
as **transit ridership** remains below pre-pandemic levels
and **transit SPLOST adoption** in the region is minimal,
and **report the findings** to the Office of Planning and
Budget, the House Budget and Research Office, and the
Senate Budget and Evaluation Office by September 1,
2025”*

General Assembly Direction to ATL

1 Transit Ridership

Ridership nationally and in Atlanta region remains lower than pre-COVID 2019

- Xpress ridership didn't recover post-COVID – at <30% levels in 2024

2 Transit Referendums

Recent transit referenda failed in Gwinnett and Cobb Counties:

- Cobb: lost by 62-38% margin in 2024
- Gwinnett: lost by 53-47% margin in 2024 (and 51-49% in 2020)

Projects were county-centered, not addressing regional connectivity even though **47% of metro Atlantans leave their home county for work***

3 ATL is statutorily required to plan

“The authority shall develop, annually review, and amend, as necessary, a regional transit plan.”

- O.C.G.A. § 50-39-12

*13-County ATL region American Community Survey (ACS)
data from 2023 ACS 5-Year Estimates Subject Tables

Planning Requires Relevant Data Analysis of Current and Future Conditions

Public Transit Ridership and Funds in Metro Atlanta

- 65.23 million passenger trips in Metro Atlanta in 2023 (latest year available)
- \$1.08 billion in public funds spent on transit (2023 NTD – latest year available in published data)

Population & Employment Growth in Metro Atlanta

- Region added 592,000 people between 2019 and 2024 (+12.8%, ARC estimates)
- 1.8 million more people expected by 2050 (*adding the size of Nashville or Jacksonville*), bringing total population to 7.9 million (+30% over 30 years)
- Region expected to add 840,000 jobs by 2050, bringing total employment to 4.58 million jobs (+22% over 30 years)

More Congested Roadways Indicate Growth in Traffic Volumes and Changes in Travel Patterns

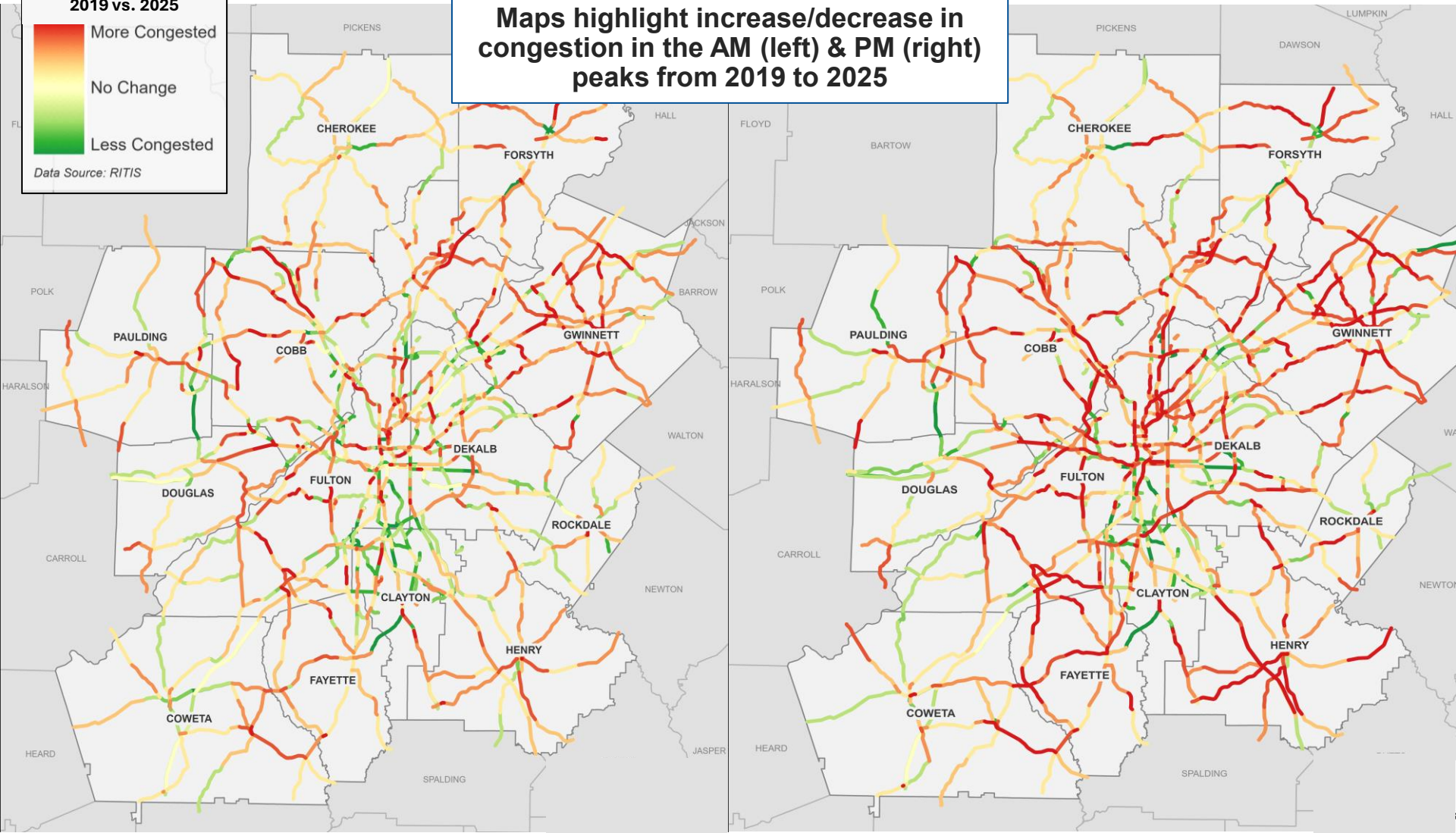
CHANGE IN CONGESTION AM & PM PEAKS: 2019 vs. 2025

Maps highlight increase/decrease in congestion in the AM (left) & PM (right) peaks from 2019 to 2025

Peak Congestion 2019 vs. 2025



Data Source: RITIS



Successful Regional Planning- Strategic Blueprint

The Strategic Blueprint created “three pillars”
to guide the next update to ATL’s
short- and long-term Atlanta Region Transit Plan

Competitiveness

A competitive system to facilitate the **attraction to and retention of businesses** in the Atlanta region by investing in projects and services that **connect customers to addressable markets**, while optimizing public funding.

Customer Focus

Understanding our transit customers and where they want to go in transit addressable markets.

Cross-County Connections

Transit options that reflect the **frequency of travel across jurisdictional boundaries** in metro Atlanta by integrating regional services with local networks.





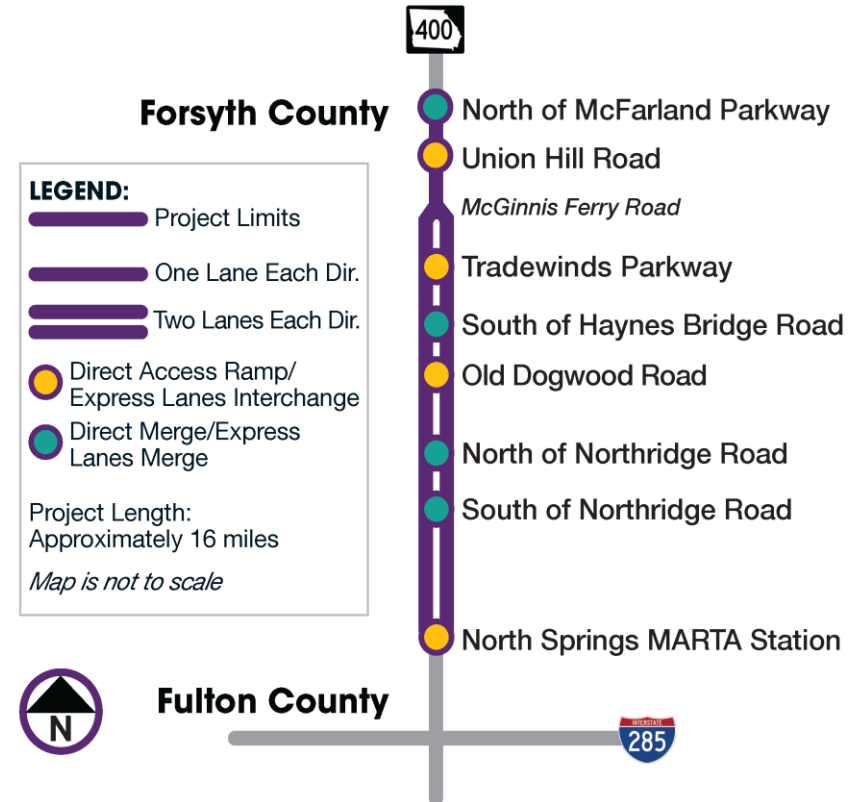
SR 400 Financial Close

SR 400 Financial Close

Project Timeline

- 2018: Environmental Process began
- 2021: Environmental Permit approved
- 2022: RFQ Released
- 2023: Final RFP Released
- 2024:
 - Developer selected
 - Commercial Close and contract signed
- 2025: Financial Close
- 2031: Anticipated Open to Public

Design & Construction Cost: \$4.6 billion






Thank you
Questions?



Committee Reports



Redefine the Ride Implementation Update

Gail Franklin

Chief Of Transit Operations

August 7, 2025

RtR Implementation Key Takeaways

- ▶ RtR service implemented June 16, 2025
- ▶ 41% more actual ridership compared to planned demand
- ▶ More passengers than seats on 10% of trips
- ▶ Implemented temporary standby buses to address immediate overcrowding – 12 additional trips per day on 4 routes
- ▶ 15% ridership increase expected later this month as students return to class at Georgia State and Georgia Tech*

Xpress bus riders face overcrowded conditions on first day of service ...

WSB-TV Channel 2 - Atlanta › news › local › gwinnett-county › xpress-bus-riders-f...



Jun 16, 2025 ... Some commuters say they faced standing room only conditions on Monday as Xpress GA implemented major service reductions across metro Atlanta.

WSB-TV

Atlanta riders frustrated over Xpress bus service cuts

Riders express frustration with reduced Xpress bus service and overcrowding, as ATL monitors ridership and plans improvements.



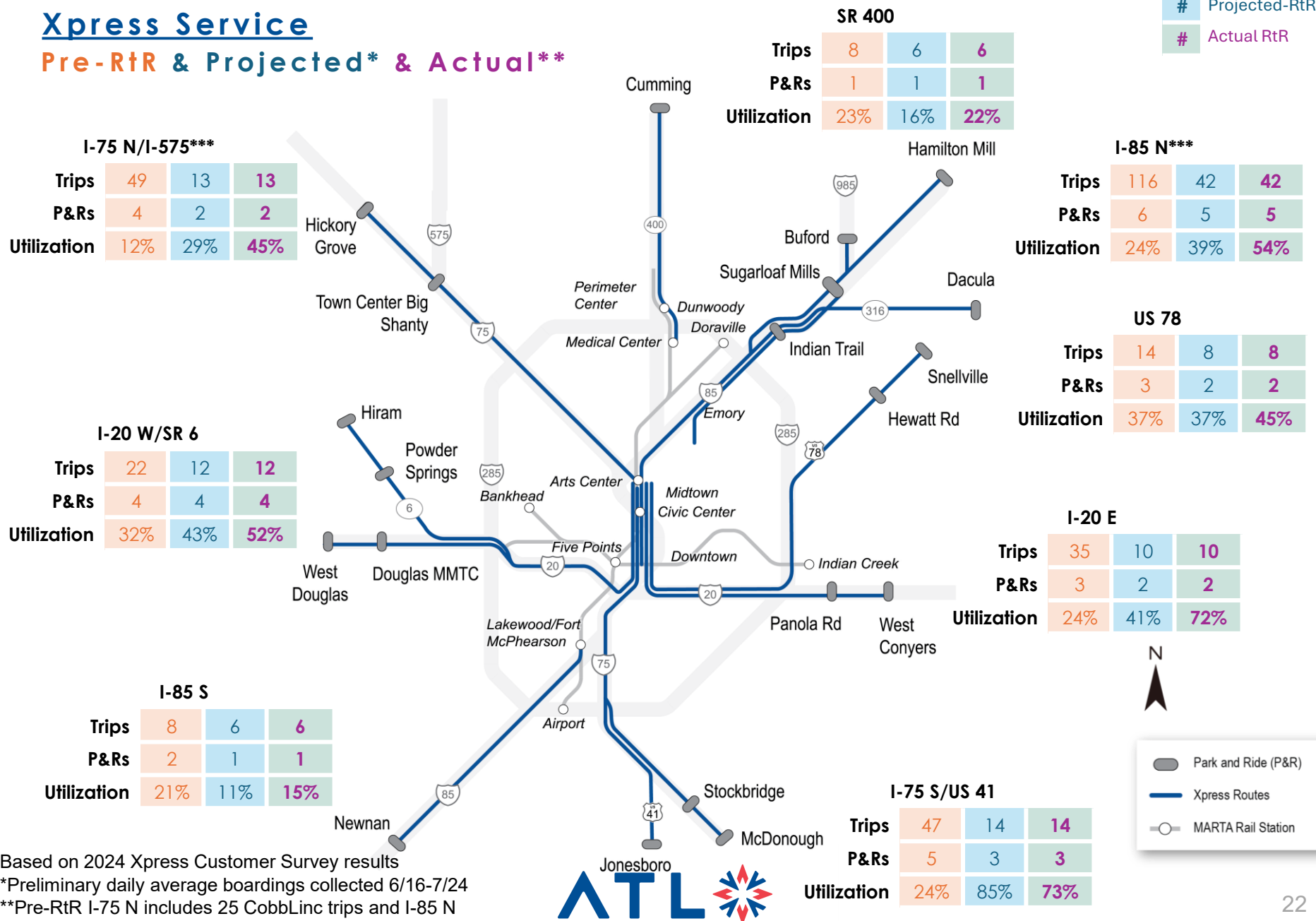
11Alive

Ridership Exceeds Service Standard in All Corridors

Xpress Service

Pre-RtR & Projected* & Actual**

#	Pre-RtR
#	Projected-RtR
#	Actual RtR



*Based on 2024 Xpress Customer Survey results
**Preliminary daily average boardings collected 6/16-7/24
***Pre-RtR I-75 N includes 25 CobbLinc trips and I-85 N includes 77 Ride Gwinnett trips



Planned vs Post RtR Ridership

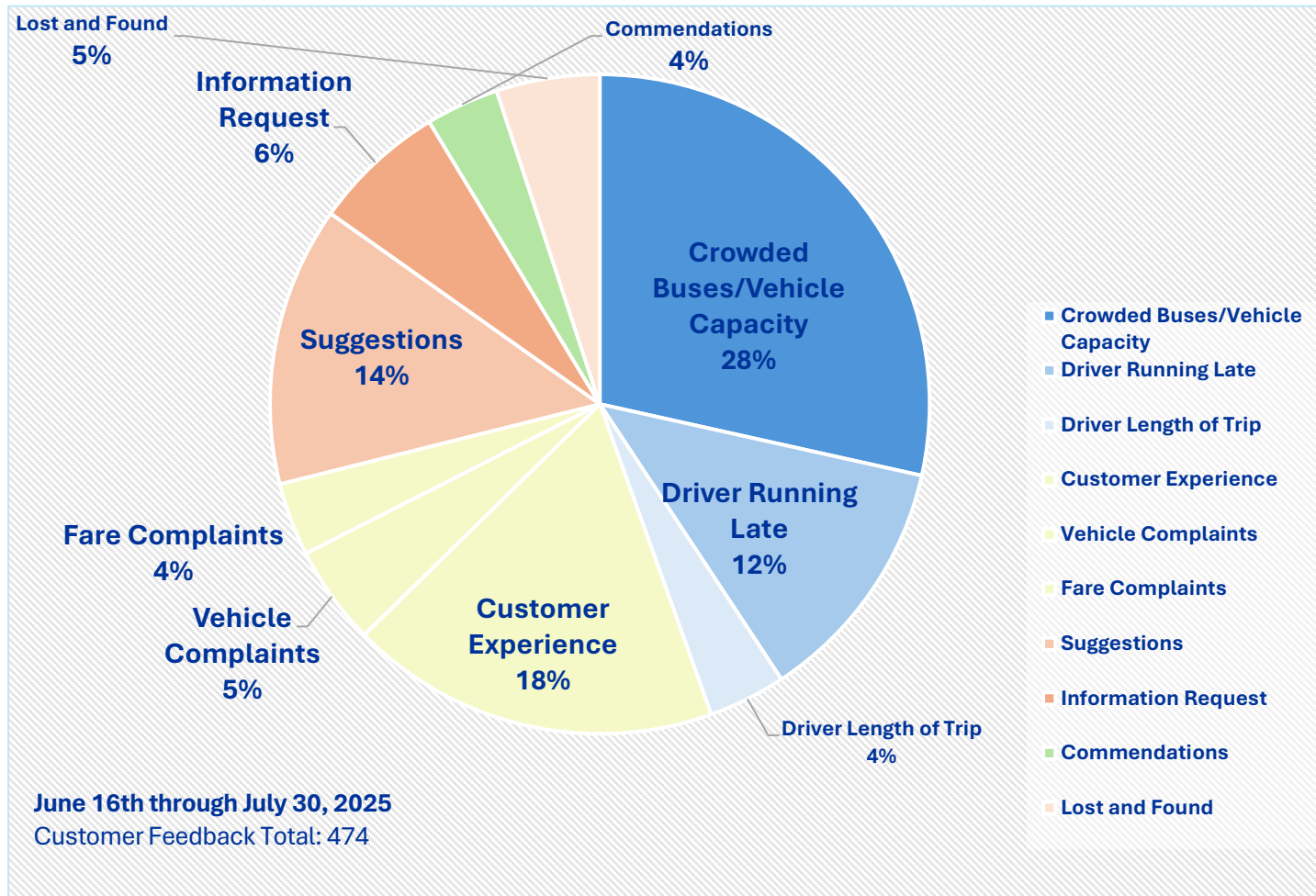
Corridor	Projected Daily Ridership	Actual Daily Ridership*	% Above/Below Projections
SR 400	48	65	+35%
I-85 North	819 (includes 563 previous RideGwinnett riders)	1,131	+38%
US-78	148	180	+22%
I-20 East	205	362	+77%
I-75 South	595	508	-15%
I-85 South	33	44	+33%
I-20 West	258	309	+20%
I-75 North	189 (includes 70 previous CobbLinc Riders)	293	+55%
Total	2,053	2,892	+41%

*Preliminary daily average boardings collected 7/10-7/24



Customer Service Feedback

- ▶ *“Oh, and the new schedule works better, more aligned with the end of the business day!”*
- ▶ *“First day of service change, bus was full and on time.”*
- ▶ *“Thank you very much for adding a 6:30am time (Cumming Park N Ride) and a 5:30pm time (MARTA Medical Center) to your 401 Route! Thanks to this, I'm now able to now take public transit at least three (3) times a week which is me saving lots of mileage on my car.”*



Service Adjustment Details


- ▶ 11 of 95 (12%) Monday, Friday daily trips experience overcrowding
- ▶ 9 of 111 (8%) Tuesday thru Thursday daily trips experience overcrowding
- ▶ Total 18% increase in trips being added to address overcrowding and expected ridership increase once Georgia State and Georgia Tech return
 - 16 additional trips being added on Monday's, Friday's only
 - 12 additional trips on Monday thru Friday
- ▶ \$1.2M for an additional 12 buses in maximum service to address current overcrowding

Implementation

- ▶ Update Schedules
 - Operations and contractor coordination
- ▶ MARTA Coordination for fare collection via Breeze
- ▶ Bus Technology Updates
- ▶ Customer Communications
 - Schedules
 - Website
 - Engagement
- ▶ September 15, 2025



Thank you
Questions?



The Transit Report

Eve Massie

External Affairs & Board Relations Manager

August 7, 2025

The Transit Report

- ▶ *“The authority shall formulate an annual report and audit of all **transit planning, funding, and operations** within the jurisdiction of the authority.*

- O.C.G.A. 50-39-13

- ▶ This document was previously referred to as the ATL Annual Report & Audit but is now rebranded as the Transit Report
- ▶ The ATL can determine key performance indicators and priority measures across transit planning, funding, and operations

Previous vs. New Transit Report

► Prior Reports

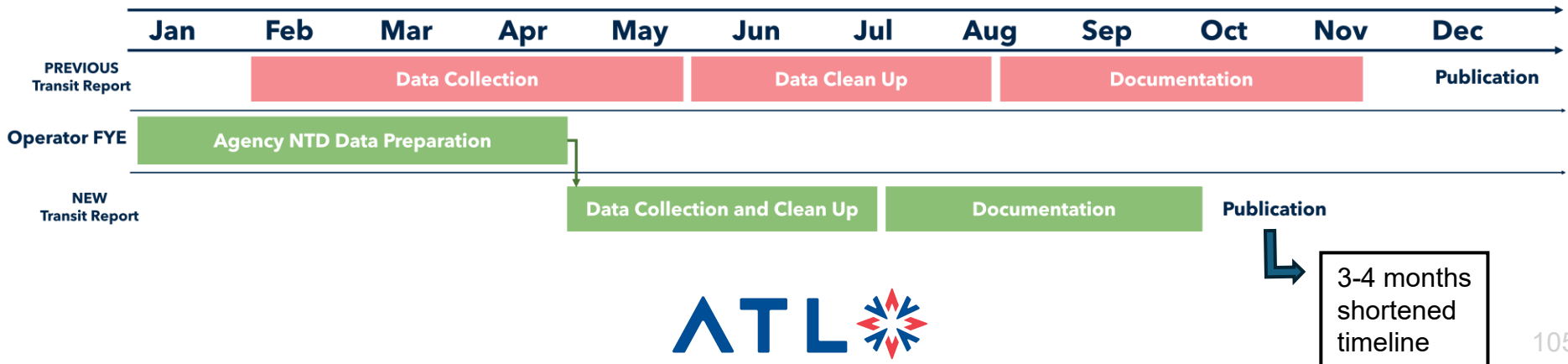
- Focused on operational measures
- Did not align with Federal national transit data timeline
- Burdensome for operator partners

► New Report

- Align with federal process
- Shorten project timeline by 3-4 months
- Streamline work for operators
- Better reflect requirements of the statute

ATL Transit Report Data Collection Schedule

January - December



FY25: Abridged Transit Report

- ▶ This year the ATL will publish an abridged version in the format of a brochure in October following the new report development timeline
- ▶ Will contain three main sections, reflecting the priorities outlined in state law
 - Transit Planning
 - Transit Funding
 - Transit Operations
- ▶ Will reflect organizational priorities identified in the ATL Strategic Blueprint
 - Competitiveness
 - Customer Focus
 - Cross-County Connectivity

The Future Transit Report

In future years, ATL's Transit Report will be published in October with a more in-depth review of planning, funding and operational measures. Potential topics include:

► Funding

- Level of transit investment
- Capital and operational expenditures
- Financial productivity

► Planning

- Xpress Redefine the Ride implementation
- Atlanta Regional Transit Plan - employment and population growth & transit
- In-Person Employment Center Transit Study
- Operator-deployed technology
- Population in the region with access to transit

► Operations

- On-time performance
- Ridership by mode/ridership by operator
- State of good repair/Useful life benchmark
- Safety



Thank you
Questions?



New Business



ADJOURN